


## HA 12 PX

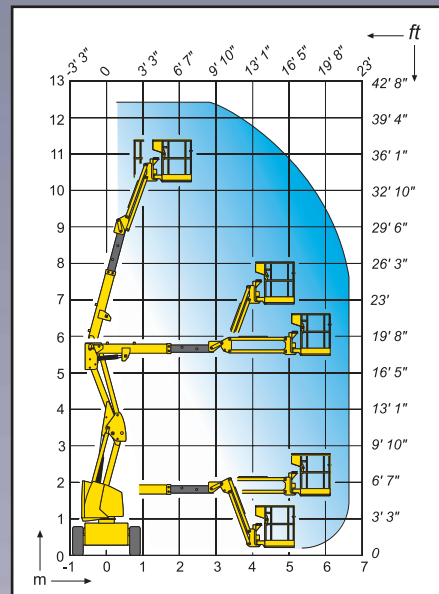
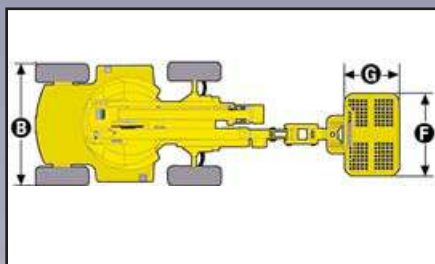
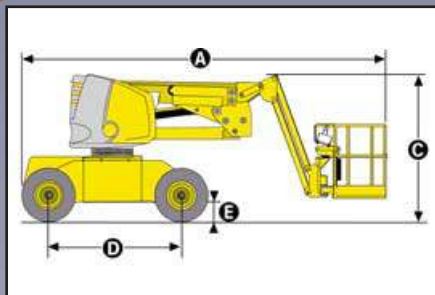


- 507 lb (230 kg) platform capacity.
- 21 ft 8 in (6.6 m) horizontal outreach.
- 40% gradeability.
- 11 in (29cm) ground clearance.



## The Haulotte® advantages

- Hydraulic differential lock and 11 in (29cm) ground clearance for improved rough terrain capability
- 11 ft 3 in (3.45m) turning radius and 5 ft 90 in (1.80m) width for improved manoeuvrability
- Full proportional controls for all movements
- Simple uncomplicated operational controls
- Work platform overload limiter increases safety
- Robust, reliable and easy to maintain design



## STANDARD FEATURES

- 4 wheel drive and 2 back steering wheels
- Diesel engine
- 230 V-50 Hz / 120 V -60 Hz power line to cage
- 5° tilt alarm
- Safe use in winds up to 28 mph (45 km/h)
- 12 V - 95 A Battery / electrical control system
- Load limiter in cage
- Emergency hand pump
- Free wheeling device
- Hourmeter
- Mechanical turret slewing lock
- Towing hooks / lifting eyes
- 2 hooks for safety harness in cage

## OPTIONS & ACCESSORIES

- Travel / motion alarm
- Rotating beacon
- Working light
- Hydraulic oil cooler
- Power line to cage
- Biodegradable oil for warm and cold countries
- 12 x 18 large tyres

## SPECIFICATIONS

Working height	40 ft 8 in	12.4 m
Platform height	34 ft 1 in	10.4 m
Horizontal outreach	21 ft 8 in	6.6 m
Platform capacity	507 lb	230 kg
Up and over clearance	17 ft 2 in	5.25 m
Fly jib range of motion	140° (-70° / +70°)	140° (-70° / +70°)
Fly Jib length	59 in	1.5 m
<b>A</b> Length	18 ft 6 in	5.64 m
<b>B</b> Width	5 ft 10 in	1.8 m
<b>C</b> Stowed height	7 ft	2.15 m
<b>D</b> Wheelbase	6 ft 4 in	1.94 m
<b>E</b> Ground clearance	11 in	29 cm
<b>F</b> x <b>G</b> Platform size	47 in x 31 in	1.2 m x 0.8 m
Transport length	18 ft	5.5 m
Transport Height	7 ft 1 in	2.15 m
Tailswing	0	0
Drive speed	0.46 / 2.8 mph	0.75 km/h - 4.5 km/h
Outside turning radius	11 ft 4 in	3.45 m
Inside turning radius	5 ft 1 in	1.55 m
Turntable rotation	360°	360°
Hydraulic platform rotation	180°	180°
Engine	Diesel 31 hp - 21 kw	Diesel 31 CV - 21 kw
Gradeability	40%	40%
Tyres (Foam Filled)	10.5/80 - 18/10	10.5/80 - 18/10
Hydraulic tank	22 gallons	100 l
Fuel tank	14 gallons	65 l
Weight	12.434 lb	5 640 kg

AS 1418.10

